

# 530W-550W

**MD-144BD**

**21.31%**  
MAXIMUM EFFICIENCY

**144**  
HALF CELLS

- ◆ Established durability and yield data
- ◆ High flexibility with BOM



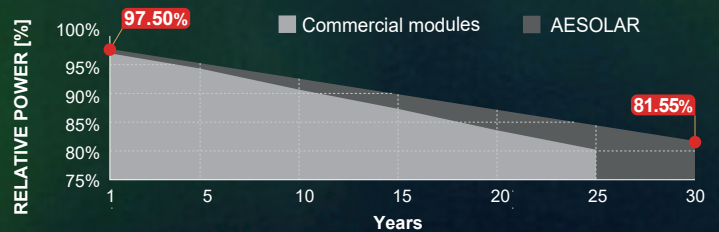
Ver. 26.1.1

**30 YEARS**  
Performance Warranty

up to **30 YEARS\***  
Product Warranty

\*The regular product warranty is 15 years, please refer to the latest version of AESOLAR Limited Warranty for the duration of the product warranty under special conditions. For extensions, please contact AESOLAR staff.

### OUR PERFORMANCE WARRANTY



LID  
RESISTANT



PID  
RESISTANT



SALT CORROSION  
RESISTANT



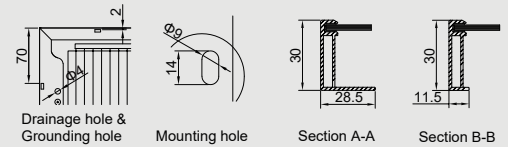
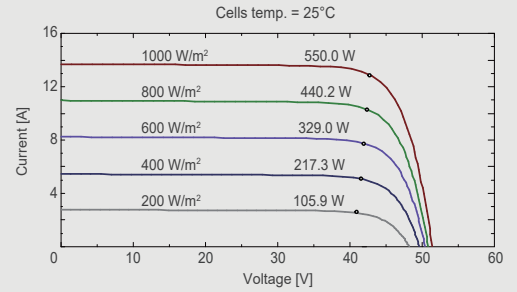
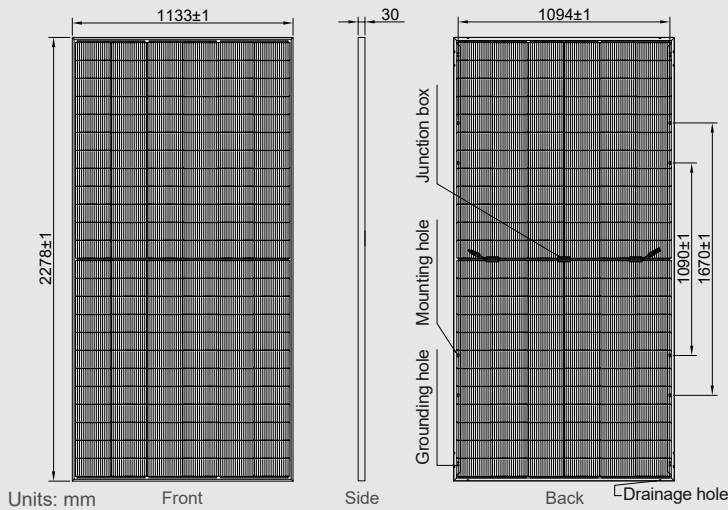
SAND  
RESISTANT



AMMONIA  
RESISTANT



HIGHLY STABLE  
AND TOUGH



### Electrical specifications (STC\*):

Parameter	Symbol	530	535	540	545	550
Nominal max. power	$P_{max}$ (Wp)	530	535	540	545	550
Maximum operating voltage	$V_{MPP}$ (V)	41.70	41.93	42.15	42.38	42.57
Maximum operating current	$I_{MPP}$ (A)	12.71	12.76	12.81	12.86	12.92
Open-circuit voltage	$V_{oc}$ (V)	49.65	49.78	49.90	50.01	51.44
Short-circuit current	$I_{sc}$ (A)	13.47	13.52	13.57	13.62	13.67
Module efficiency	$\eta$ (%)	20.53	20.73	20.92	21.12	21.31
Power tolerance	(W)			0~+5		
Maximum system voltage	(V)			1500		
Maximum series fuse rating	(A)			25		

\*STC: Standard Test Conditions (irradiance 1000 W/m², cell temperature 25°C and air mass of AM1.5), measurement tolerance  $P_{max}$ : ±3%

### Electrical specifications (NMOT\*):

Parameter	Symbol	400	403	407	410	414
Nominal max. power	$P_{max}$ (Wp)	400	403	407	410	414
Maximum operating voltage	$V_{MPP}$ (V)	39.30	39.50	39.70	39.90	40.10
Maximum operating current	$I_{MPP}$ (A)	10.17	10.21	10.25	10.29	10.34
Open-circuit voltage	$V_{oc}$ (V)	47.00	47.20	47.40	47.60	47.80
Short-circuit current	$I_{sc}$ (A)	10.78	10.82	10.86	10.90	10.94


\*NMOT: Normal Module Operating Temperature (irradiance 800 W/m², ambient temperature 20°C, air mass of AM1.5 and wind speed of 1 m/s)

### Bifacial electrical specifications

Parameter	530	535	540	545	550
Max. power front-side	530	535	540	545	550
$P_{max}$ front (Wp)					
Backside Power Gain	5% 10%	5% 10%	5% 10%	5% 10%	5% 10%
Total equivalent power	557 583	562 589	567 594	572 600	578 605
$P_{max}$ equ (Wp)					
Module efficiency	21.56 22.59	21.77 22.80	21.97 23.01	22.17 23.23	22.38 23.44
$\eta$ (%)					

\*Bifacial Gain: The additional gain from the back side compared to the power of the front side at the standard test condition. It depends on the mounting (structure, height, tilt angle, etc.) and albedo of the ground.

### SYSTEM AND PRODUCT CERTIFICATIONS



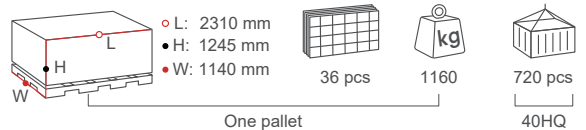
IEC 61215 IEC 61730  
Regular Production Surveillance  
www.tuv.com

IEC 62716 (Ammonia corrosion)  
IEC 61701 (Salt mist corrosion)  
IEC 60068 (Sand and dust)  
IEC 62804 (PID resistance)

### Mechanical and design specification

Cell type	Gallium-doped mono c-Si PERC, half-cut cells
No. of cells	144
Bifaciality	70 ± 5%
Front cover	2.0 mm glass, high transmission, AR coated, tempered
Encapsulation	POE
Back cover	2.0 mm, high transmission solar glass, tempered
Junction box	IP68 rated, 3 bypass diodes
Frame	30 mm anodized aluminium alloy
Cable (Including Connector)	1 x 4 mm², 350 mm length or customized
Connectors	MC 4 / MC 4 compatible
Dimension	2278 mm x 1133 mm x 30 mm
Weight	31 kg
Hail resistance	Max. Ø 25 mm at 23 m/s
Wind load	2400 Pa or 244 kg/m²
Snow load	5400 Pa or 550 kg/m²

### Packaging information



### Temperature ratings

Operating temperature	-40 to +85°C
Temp. coefficient of $P_{max}$	-0.35 %/°C
Temp. coefficient of $V_{oc}$	-0.275 %/°C
Temp. coefficient of $I_{sc}$	0.045 %/°C
Nom. operating cell temp. NOCT	45 ± 2°C

The specifications and characteristics contained in this datasheet may deviate slightly from our actual products due to the product developments and uncertainty of measurement devices. The specifications included in the datasheet are subject to change without prior notice.



**AESOLAR**

Since 2003

+49 8231 978268 0  
sales@ae-solar.com  
www.ae-solar.com

**AESOLAR**  
Senefelderstraße 23  
86368 Gersthofen, Germany