

705W-725W

CME-132

23.37%
MAXIMUM EFFICIENCY

132
HALF CELLS

- ◆ N-type cell technology
- ◆ High efficiency and power output
- ◆ Cost-effective scalability and market dominance
- ◆ Low degradation and high durability
- ◆ No LID or LeTID



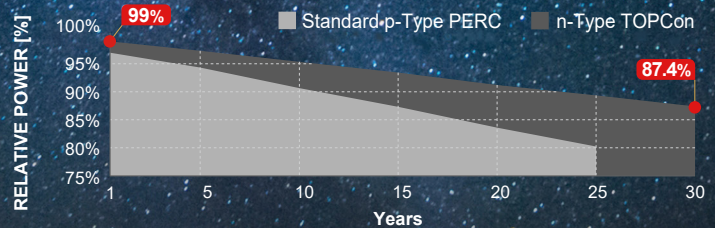
Ver. 25.4.1

30 YEARS
Performance Warranty

up to **30 YEARS***
Product Warranty

*The regular product warranty is 15 years, please refer to the latest version of AESOLAR Limited Warranty for the duration of the product warranty under special conditions. For extensions, please contact AESOLAR staff.

OUR PERFORMANCE WARRANTY



LID
RESISTANT



PID
RESISTANT



SALT CORROSION
RESISTANT



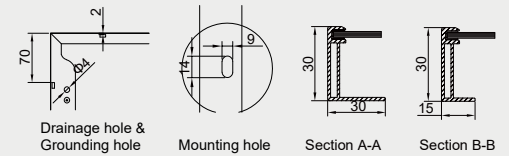
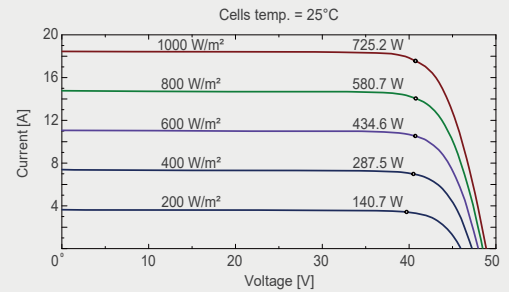
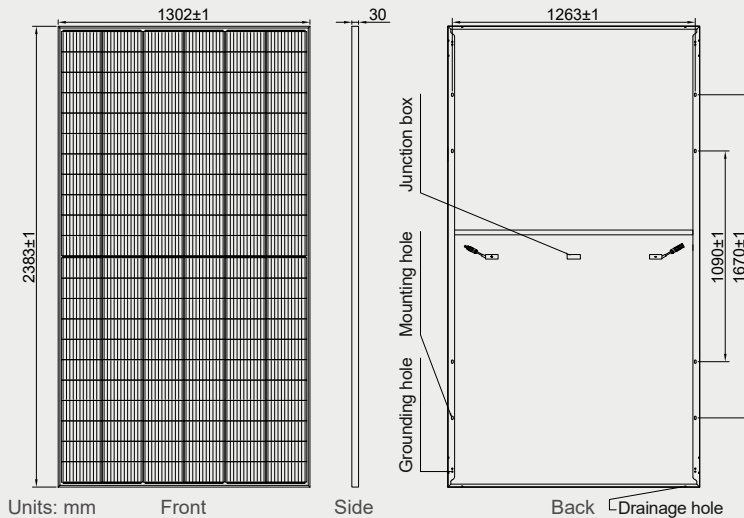
SAND
RESISTANT



AMMONIA
RESISTANT



HIGHLY STABLE
AND TOUGH



Electrical specifications (STC*):

Parameter	Symbol	705	710	715	720	725
Nominal max. power	P_{max} (Wp)	705	710	715	720	725
Maximum operating voltage	V_{MPP} (V)	40.70	40.90	41.10	41.30	41.50
Maximum operating current	I_{MPP} (A)	17.32	17.36	17.40	17.43	17.47
Open-circuit voltage	V_{oc} (V)	48.50	48.70	48.90	49.10	49.30
Short-circuit current	I_{sc} (A)	18.34	18.37	18.40	18.43	18.46
Module efficiency	η (%)	22.72	22.88	23.04	23.21	23.37
Power tolerance	(W)	0~+5				
Maximum system voltage	(V)	1500				
Maximum series fuse rating	(A)	30				

*STC: Standard Test Conditions (irradiance 1000 W/m², cell temperature 25°C and air mass of AM1.5), measurement tolerance P_{max} : ±3%

Electrical specifications (NMOT*):

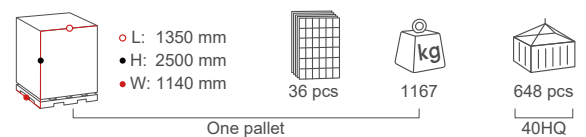
Parameter	Symbol	545	550	555	560	565
Nominal max. power	P_{max} (Wp)	545	550	555	560	565
Maximum operating voltage	V_{MPP} (V)	38.84	39.11	39.39	39.66	39.93
Maximum operating current	I_{MPP} (A)	14.03	14.06	14.09	14.12	14.15
Open-circuit voltage	V_{oc} (V)	45.86	46.20	46.55	46.89	47.23
Short-circuit current	I_{sc} (A)	14.86	14.88	14.90	14.93	14.95

*NMOT: Normal Module Operating Temperature (irradiance 800 W/m², ambient temperature 20°C, air mass of AM1.5 and wind speed of 1 m/s)

Mechanical and design specification

Cell type	n-Type TOPCon technology, half-cut cells
No. of cells	132
Front cover	3.2 mm glass, high transmission, AR coated, tempered
Encapsulation	EVA
Back cover	White backsheet
Junction box	IP68 rated, 3 bypass diodes
Frame	30 mm anodized aluminium alloy
Cable (Including Connector)	1 x 4 mm ² , 350 mm length or customized
Connectors	MC 4 / MC 4 compatible
Dimension	2383 mm x 1302 mm x 30 mm
Weight	31.5 kg
Hail resistance	Max. Ø 25 mm at 23 m/s
Wind load	2400 Pa or 244 kg/m ²
Snow load	5400 Pa or 550 kg/m ²


Packaging information



Temperature ratings

Operating temperature	-40 to +85°C
Temp. coefficient of P_{max}	-0.29 %/°C
Temp. coefficient of V_{oc}	-0.24 %/°C
Temp. coefficient of I_{sc}	0.040 %/°C
Nom. operating cell temp. NOCT	43 ± 2°C

SYSTEM AND PRODUCT CERTIFICATIONS



IEC 61215 IEC 61730
Regular Production Surveillance
www.tuv.com

IEC 62716 (Ammonia corrosion)
IEC 61701 (Salt mist corrosion)
IEC 60068 (Sand and dust)
IEC 62804 (PID resistance)

The specifications and characteristics contained in this datasheet may deviate slightly from our actual products due to the product developments and uncertainty of measurement devices. The specifications included in the datasheet are subject to change without prior notice.



AESOLAR

Since 2003

+49 8231 978268 0
sales@ae-solar.com
www.ae-solar.com

AESOLAR
Senfelderstraße 23
86368 Gersthofen, Germany